



# iBright™ I38i T8 LED Tube

**G3 IPS US**

For indoor general illumination replacing  
conventional fluorescent





# Introduction

Panoptics LED iBright™ I38i T8 LED Tube is the next generation solution to replace conventional fluorescent light. They feature higher reliability, easier retrofit and higher efficacy.

## ● Higher Reliability

iBright™ I38i are more reliable, as 1) they are made of high quality SMD LEDs, with low light decrease and good heat dissipation; 2) they are using specially designed aluminum housing with good heat dissipation, and have no heat buildup inside; and 3) they are using specially designed loop circuit, one LED fail won't make the whole fluorescent light fail.

## ● Easier Retrofit

iBright™ I38i can directly be placed into any existing T8 socket. Just remove starter and disconnect the ballast in the fixture.

## ● Higher Efficacy

iBright™ I38i are using high quality SMD LEDs, of high efficacy (typical 90lm/w).

They are well-suited for use anywhere, offices, galleries, shop windows, hotels, meeting rooms and especially low temperature areas, just like conventional fluorescent lights. Just choose iBright™ I38i for general illumination, task lighting, display lighting and back lighting.




High Efficacy Imported SMD LED



- C-UL US certified
- 50000 hours service life or 10 years (8-10 hours per day)
- Available length: 60cm, 120cm, 150cm
- Special designed loop circuit
- Patented product
- Just remove starter to retrofit
- RoHS compliant

Durable extruded anodized aluminum housing provides efficient heat dissipation



G13 Lamp Base



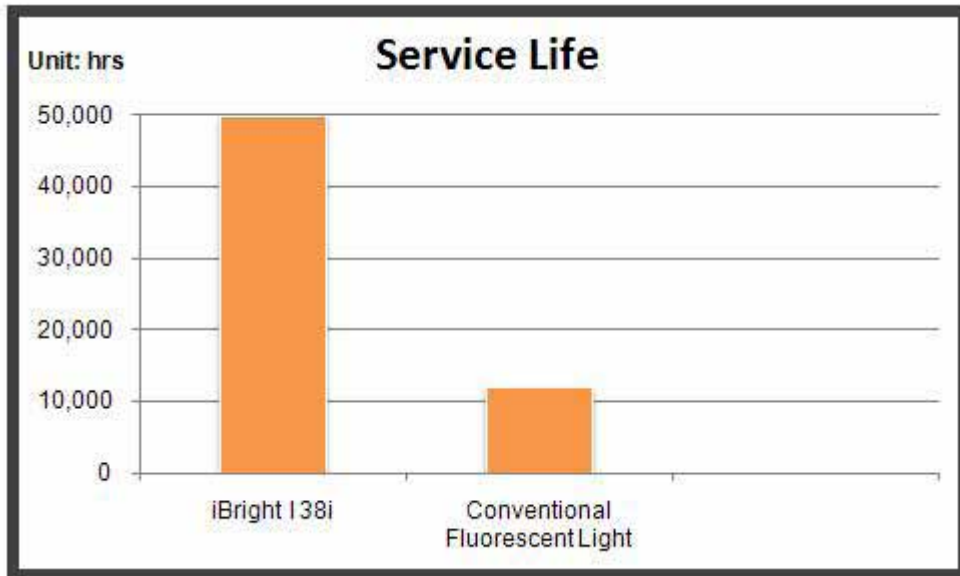
# Benefits



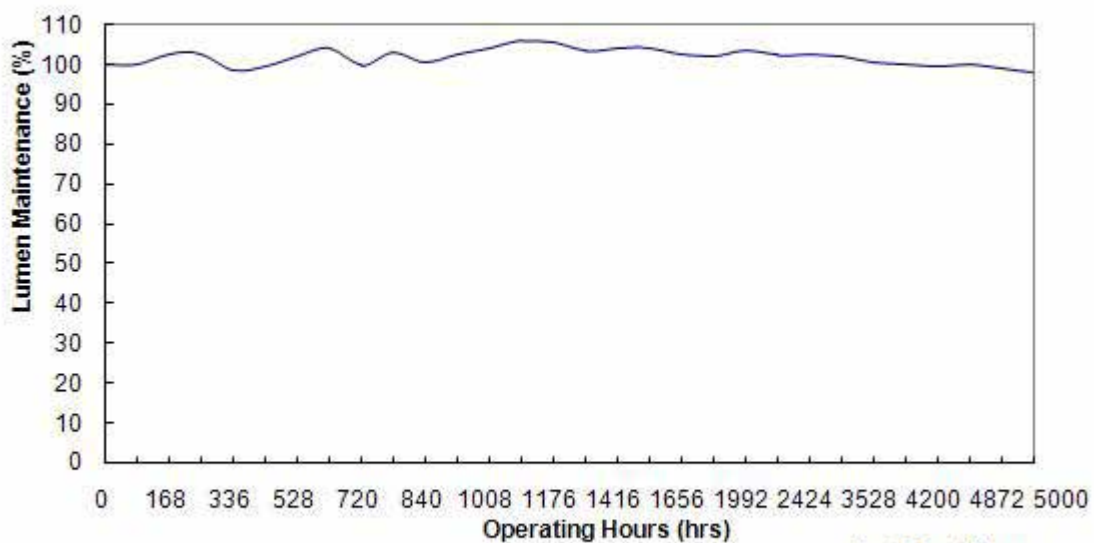
## Up to 50,000 hours useful life

With high quality SMD LEDs, patent pending electrical, optical and thermal design, the junction temperature is kept at lower than 80°C (176°F). This critical term ensures iBright™ I38i very good quality and stable performance.

iBright™ I38i useful life is rated at 50,000 hours (typical), lumen maintenance over 50%, which conforms with standards developed by DOE (U.S. Department of Energy). In comparison, conventional fluorescent light can work for only 9,000~15,000 hours.



**Lumen Maintenance: iBright™ I38i**  
(Tested Model: 120cm, 64LEDs)



**Test Conditions:**  
T<sub>A</sub>=25°C  
RH=50%

\* This lumen maintenance test was measured by Lux at 1m

## Eco-friendly, absolutely green

Adopting solid state lighting technology, iBright™ I38i is a green product, and safe to environment.

	<b>iBright™ I38i (1.2m)</b>	<b>Conventional Fluorescent Lights</b>
Power consumption	18W	40W
Life span	50,000 hours	9,000~15,000 hours
Radiation	RoHS compliant	UV, IR
Toxicant	RoHS compliant	Toxic phosphor powders, Mercury (Hg), Lead (Pb)
CO <sub>2</sub> emission	Low	High
Heat damage	No	High
Fragile	Durable, Aluminum Housing and PC Cover	Fragile Glass
Burn out failure	No	Yes
Flicker	Never	Frequently
Light wasted on reflector	No	High
Buzzing	No	Yes
EMI emissions	No, friendly to electronic equipment	Yes, harmful to electronic equipment
Recyclable	Yes	No
Low temperature working environment	Compatible	Incompatible
Ballast needed	No	Yes
Starter needed	No	Yes
Maintenance Fee	Low	High



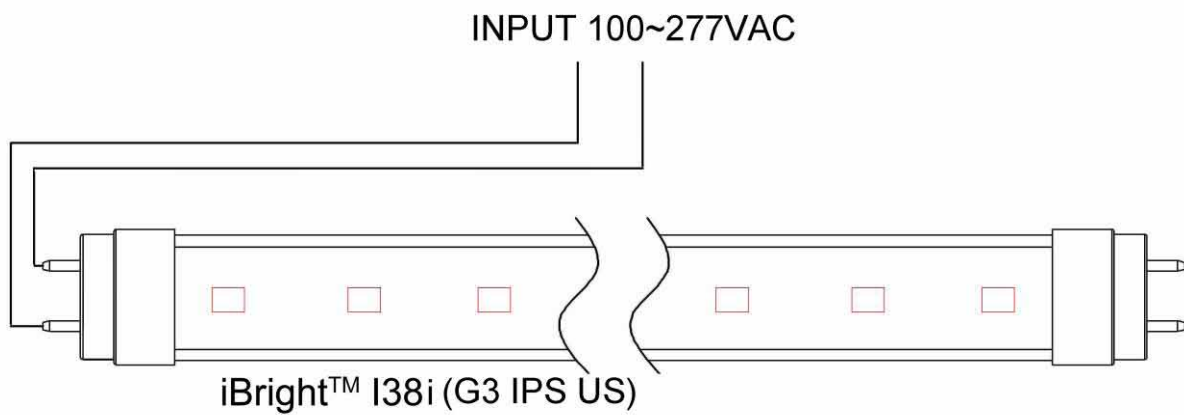
## Certificates

Conforms to the following standards:

UL certificates:



## Wiring Diagram



## Ordering Information

Part Number	Description	Unit
HFL-8030N-06060U-H0	G3 IPS US, T8, Natural White, 32LEDs, 0.6m, 100~277VAC, 120 degree, SMD LED, Dotted Lens	pcs
HFL-8060N-12060U-H0	G3 IPS US, T8, Natural White, 64LEDs, 1.2m, 100~277VAC, 120 degree, SMD LED, Dotted Lens	pcs
HFL-8080N-15060U-H0	G3 IPS US, T8, Natural White, 80LEDs, 1.5m, 100~277VAC, 120 degree, SMD LED, Dotted Lens	pcs

## Mechanical Specifications

Length	600 mm (1.96 ft)	1200 mm (3.93 ft)	1500 mm (4.92 ft)
Weight	307g	559.5g	687.5g
Housing	Aluminum		
Cover	PC		
Tube Diameter	T10		
Base Type	G13		
Work Environment	Indoor use (applicable for dry environment)		

## Electrical Specifications

	600 mm (1.96 ft)	1200 mm (3.93 ft)	1500 mm (4.92 ft)
LED Quantity	32LEDs	64LEDs	80LEDs
Power Consumption	10W± 2W	20W± 2W	27W± 2W
Input Voltage	100~277VAC		
Power Factor	>0.95		
Lighting Source	SMD LEDs		
Operation Temperature	-20~40° C (-4~104° F)		

## Optical Specifications

	600 mm (1.96 ft)	1200 mm (3.93 ft)	1500 mm (4.92 ft)
Lumens	650~680 lm	1200~1400 lm	1700~1800 lm
Color Range	White		
Color Temperature	4500K		
CRI	>75		
Beam Angle	120°		
Lumen Maintenance	>98%@1,000hrs		

### Panoptics LED Lighting

258 Ushers Road, Clifton Park, New York 12065

shop.panopticslighting.com E-mail: sales@panopticslighting.com

Phone: 1-518-406-8065 Fax: 1-518-406-5539